

Application

Anchor Pillars and Floats designed for use in industrial applications. For use in boom systems where the height of the water may vary. The anchor pillars are to be fixed to the walls, and may be supplied with hinge or angle brackets to provide optimum angle to suit desired boom deployment.

Construction

Anchor Pillars


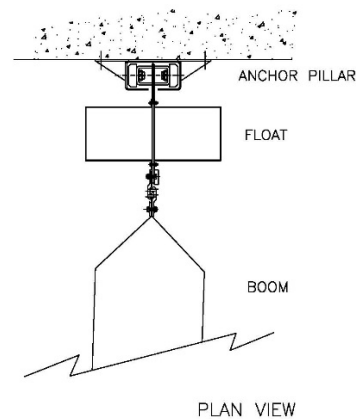
Manufactured from stainless steel grade 316L with stainless steel bolts to provide excellent corrosion resistance. Pillars comprise of a vertical formed channel which allows the float to run up and down. Angle or hinge brackets (if supplied) will also be of stainless steel construction. There is a permanent stop at the bottom of the channel and a removable bolt at the top which allows the float to be inserted and removed.

Floats

The Floats are manufactured from stainless steel grade 316L with stainless steel bolted connectors to suit the boom at the outer edge, and nylon wheels to allow free vertical movement up and down the channel at the inner edge.

The Float comprises a central plate and attached to this are the axles for the wheels which engage inside the anchor pillars. Floats with stainless steel covers are fitted on either side of the central plate. These floats are filled with hydrophobic closed cell foam and are bolted & sealed to the central plate.

Note: Fixings for attaching anchor pillars to walls are not normally supplied.



VIKOMA TOWING BRIDLES

Application

Tow bridles fulfil a vital role in the operation of a boom system. They aid the towing, positioning and mooring of the deployed boom ensuring the most effective response to a containment situation. Through Vikoma's continuing development programme, limitations and dangers were highlighted when using metal towing bridles, i.e.: stainless steel / galvanised wire.

- Synthetic bridles contain no wire, therefore eliminates the hazard of frayed razor sharp metal strands puncturing a boom.
- A synthetic webbing system reduces the need for hard thimbles and ferrules, these are required in fabricating metal bridles which pose a danger to boom material.
- With a terylene webbing bridle sudden loads are partially dissipated before reaching the boom, due to the relatively inelastic nature of a metal bridle any snatch loads applied during towing are delivered directly to the boom.
- Synthetic bridles in comparison to their metal counterparts are much lighter. The heavy nature of metal bridles results in further ancillary equipment being required such as floatation buoys, increasing cost and reducing reel capacity and storage space.
- Synthetic bridles are resistant to corrosion. Over time, metal bridles will start to corrode resulting in deterioration in performance.

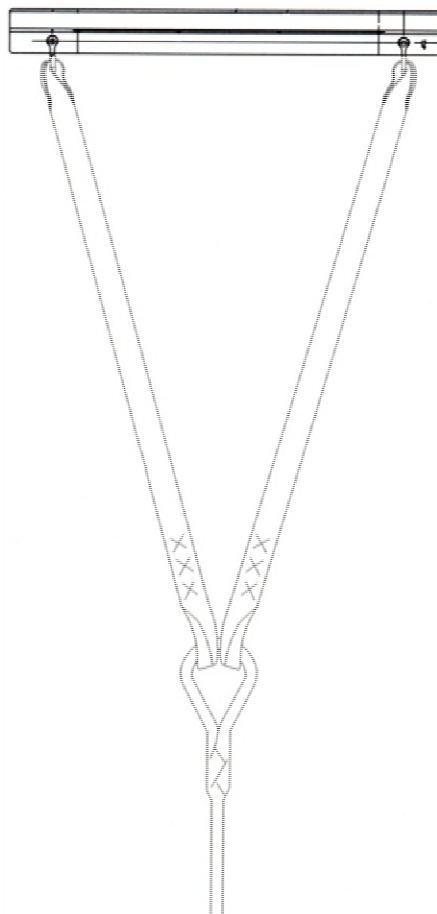
Dimensions

The tow bridle range covers all Vikoma® booms and floating storage tanks. They are available as standard in both Unicon™ and ASTM format. Please contact Vikoma International for assistance in specifying the correct bridle for your application.

Construction

Tow plates	Marine grade aluminium
Towing strops	Terylene webbing
Towing line	Polypropylene rope

Tow bridles come as standard with bolting locations and thumbscrews and are completely compatible with the Vikoma boom range.



TOWING BRIDLES

TECHNICAL SPECIFICATION



	Plate Type	Part Number
Hi-Sprint 500	Unicon	BK/0056
Hi-Sprint 750	Unicon	BK/0054
Hi-Sprint 1000	Unicon	BK/0105
Hi-Sprint 1200	Unicon	BK/0114
Hi-Sprint 1300	Unicon	BK/0107
Hi-Sprint 1500	Unicon	BK/0058
Hi-Sprint 500	ASTM	BK/0077
Hi-Sprint 750	ASTM	BK/0078
Hi-Sprint 1000	ASTM	BK/0117
Hi-Sprint 1200	ASTM	BK/0076
Hi-Sprint 1300	ASTM	BK/0118
Hi-Sprint 1500	ASTM	BK/0060
Bulkhead Boom	Unicon	As Hi-Sprint
Bulkhead Boom	ASTM	As Hi-Sprint
Sentinel 400	Unicon	BK/0068
Sentinel 500	Unicon	BK/0053
Sentinel 600	Unicon	BK/0067
Sentinel 750	Unicon	BK/0101
Sentinel 1100	Unicon	BK/0062
Sentinel 1500	Unicon	BK/0079
Sentinel 400	ASTM	BK/0080
Sentinel 500	ASTM	BK/0081
Sentinel 600	ASTM	BK/0066
Sentinel 750	ASTM	BK/0061
Sentinel 1100	ASTM	BK/0063
Sentinel 1500	ASTM	BK/0083
Shoreguardian 400	Unicon	BK/0069
Shoreguardian 550	Unicon	BK/0102
Shoreguardian 400	ASTM	BK/0082
Shoreguardian 550	ASTM	BK/0064
12.5T / 25T Floating Storage Tank	Unicon	FT/0047
5T Floating Storage Tank	Unicon	FT/0049
Rapide Boom	Unicon	BK/0072
Rapide Boom	ASTM	BK/0149
Marsh Boom	Minicon	BK/0096
Maxipak	Unicon	BK/0071
Vikoflex 350	Minicon	BK/0165
Vikoflex 500	Minicon	BK/0167
Vikoflex 650	Minicon	BK/0169
Vikoflex 750	Minicon	BK/0170
Vikoflex 900	Minicon	BK/0171
Vikoflex 1100	Minicon	BK/0172

BOOM MOORING SYSTEM

Part No BA/3530 & BA/3531

Application

The anchor set is for use when the oil containment boom is to be moored for use in a static/diverting or deflecting mode. The number of anchor sets required to moor a boom system will depend on boom length, boom draught, current speed and the anchor holding ground.

Anchor and Chain

The galvanised steel anchor is quick to dig in but easy to break out. A tail ring is included for fast tripping. ½" galvanised mild steel chain is shackled to the anchor to ensure that the applied load is horizontal to the seabed.

Mooring Rope

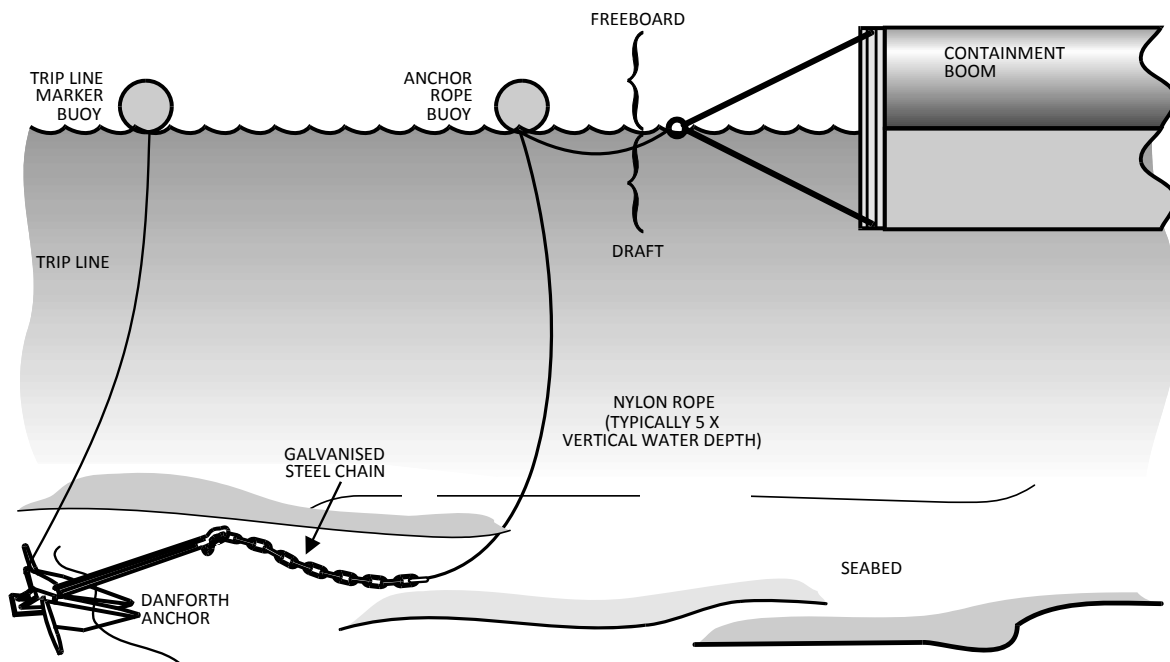
3 strand x 16mm dia. nylon rope suitable for anchoring booms in up to 20m of water.

Anchor Rope Buoy

A high visibility orange buoy to ensure mooring loads are transmitted horizontal to the water surface.

Anchor Trip Line and Buoy

10mm dia. polypropylene rope with high visibility marker buoy for easy break out of anchor.



	Anchor Weight	Anchor Chain	Mooring Rope	Anchor Trip Line	Max Water Depth
BA/3530	20Kg	5m	100m	30m	20m
BA/3531	20Kg	5m	30m	7m	5m

VIKOFLEX (PUA) BOOM RANGE

Application

VikoFlex Boom is a curtain boom with internal foam buoyancy. It is suitable for oil spill response or for permanent installation. It is robust, easy to deploy and is suitable for calm protected waters including harbours, lakes and slow flowing rivers. It is resistant to sunlight, hydrocarbons and rough treatment while being durable and easy to clean. A range of sizes is available. The boom is fitted with handles to aid in deployment and recovery. The VikoFlex Boom is manufactured using high quality reinforced PUA coated fabric. Tension members are incorporated into the boom for added strength. The boom is visible on radar thanks to radar reflective elements built into closed cell foam buoyancy panels.

Material

High frequency welded from high strength weave with a polyurethane based thermoplastic coating both sides.

Buoyancy

Filled with closed cell foam.

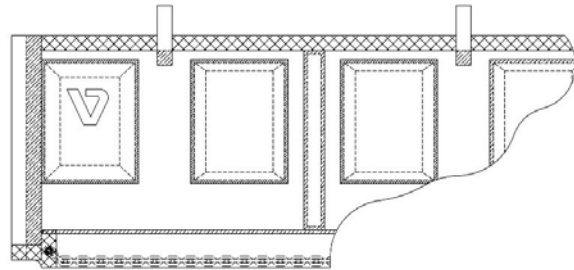
Ballast

Galvanised, ballast chain, sealed in skirt pocket, providing good underwater profile for maximum oil retention.

Section Connectors

Vikoma's patented Minicon™ connectors fitted as standard provide a simple quick fit connection system.

Minicon™ quick release connectors are extruded from marine grade aluminium and are highly resistant to corrosion. ASTM or U-Bolt connectors can be supplied upon request.



Towing / Mooring Bridles

Towing Bridles facilitate easy manoeuvring and towing of the boom and are supplied complete with Unicon™ or ASTM connectors (see Tow Bridle specification).

Optional Accessories

- VikoFlex storage crates – TS2.90
- Tow bridles – TS2.01
- Anchor systems – TS2.02

VIKOFLEX (PUA) BOOM RANGE

Technical Information

	Standard Section Lengths	Part No. U=Unicon A=ASTM	Overall Height mm (in)	Free-Board mm (in)	Draft mm (in)	Ballast Material & (Weight)	Boom Weight Kg/m (lb/ft)
350	5m	VF/3505U or A					
	10m	VF/3510U or A	350	125	225	Galvanised Chain	1.9
	15m	VF/3515U or A					
	20m	VF/3520U or A	(13.8)	(4.9)	(8.8)	(1.2kg/m)	(4.19)
	25m	VF/3525U or A					
500	5m	VF/5005U or A					
	10m	VF/5010U or A	500	200	300	Galvanised Chain	2.9
	15m	VF/5015U or A					
	20m	VF/5020U or A	(19.7)	(7.9)	(11.8)	1.78kg/m	(6.39)
	25m	VF/5025U or A					
650	5m	VF/6505U or A					
	10m	VF/6510U or A	650	225	425	Galvanised Chain	3.7
	15m	VF/6515U or A					
	20m	VF/6520U or A	(25.6)	(8.8)	(16.7)	1.9kg/m	(8.16)
	25m	VF/6525U or A					
750	5m	VF/7505U or A					
	10m	VF/7510U or A	750	250	500	Galvanised Chain	3.8
	15m	VF/7515U or A					
	20m	VF/7520U or A	(29.5)	(9.8)	(19.7)	1.9kg/M	(8.38)
	25m	VF/7525U or A					
900	5m	VF/9005U or A					
	10m	VF/9010U or A	900	300	600	Galvanised Chain	4.9
	15m	VF/9015U or A					
	20m	VF/9020U or A	(35.4)	(11.8)	(23.6)	3kg/m	(10.8)
	25m	VF/9025U or A					
1100	5m	VF/1105U or A					
	10m	VF/1110U or A	1100	400	700	Galvanised Chain	5.2
	15m	VF/1115U or A					
	20m	VF/1120U or A	(43.3)	(15.7)	(27.6)	3kg/m	(11.46)
	25m	VF/1125U or A					
	Boom Tensile Strength N	No. of tension members	Tension member Tensile Strength N	Fabric Tensile Strength N/50mm	Fabric Tear Strength (warp/weft) N		
350	47000	2	23500	4000	400/400		
500	47000	2	23500	4000	400/400		
650	47000	2	23500	4000	400/400		
750	47000	2	23500	4000	400/400		
900	47000	2	23500	4000	400/400		
1100	47000	2	23500	4000	400/400		